


# PROCEDURE FOR LOG INTO LMS (LIVE SESSION) THROUGH MOBILE APP

GO TO GOOGLE  
PLAY STORE



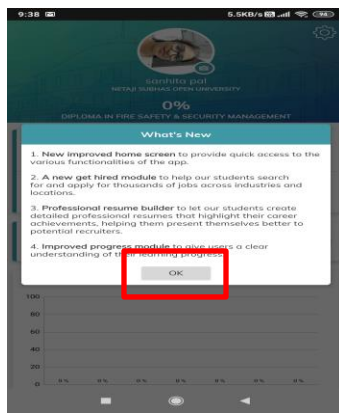
DOWNLOAD/  
UPDATE NSOU APP



OPEN




NEW PAGE OPENS CLICK  
ON OK

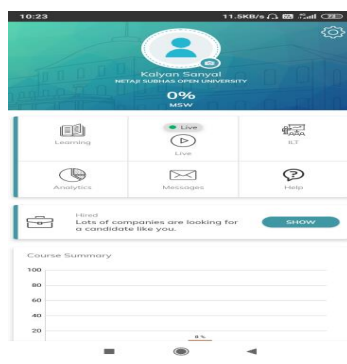


Put your USER ID  
& PASSWORD (In  
proper place) and  
Log In

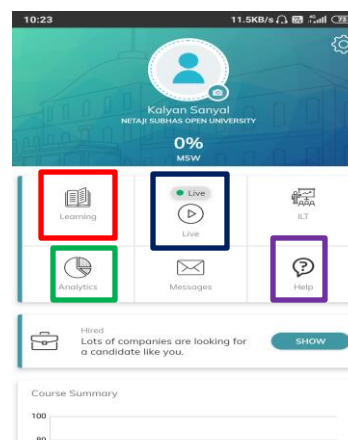
NEW LOGIN PAGE  
OPENS



NEW HOME PAGE  
LOOKS LIKE



MAIN FEATURES OF  
THE ICONS



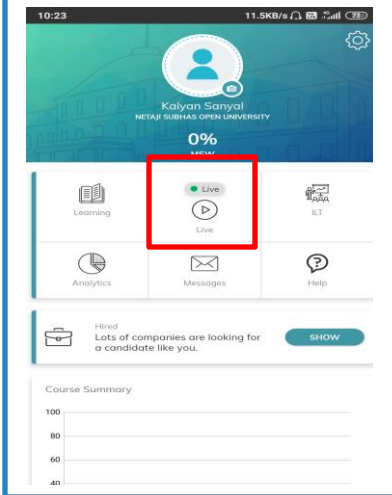
**LEARNING** – This is your course page. You can find paper wise contents here.

**LIVE** – You can see all the LIVE Sessions scheduled.

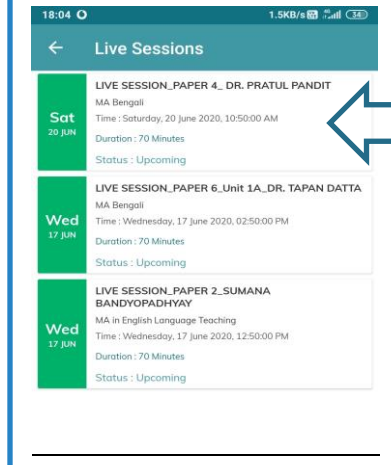
**ANALYTICS** - This is your Course Completion Progress report section.

**Help** – You can connect with our Support centre.

**CLICK ON LIVE**



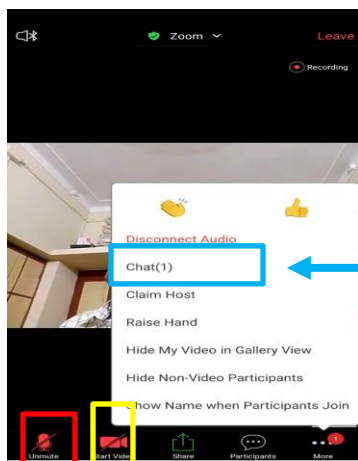
**DISPLAY ALL THE SCHEDULES**



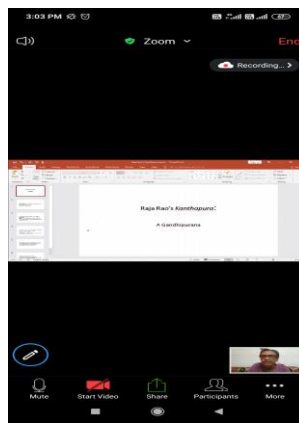
**CLICK ON PERTICULAR LIVE CLASS**



**IN LIVE SESSION YOU SHOULD MAINTAIN THE FOLLOWING RULES**



**LIVE SESSION WILL OPEN LIKE THIS**



**CLICK ON JOIN MEETING**



**CHAT BOX – IF YOU HAVE ANY QUESTIONS USE CHAT BOX (FROM MORE OPTION).**

**VIDEO BUTTON – KEEP THE VIDEO BUTTON IN MUTE/OFF MODE DURING THE LIVE CLASS.**

**AUDIO BUTTON – MUTE YOURSELF DURING THE LIVE CLASS & UNMUTE TO ASK QUESTIONS AFTER THE LECTURE IS OVER.**